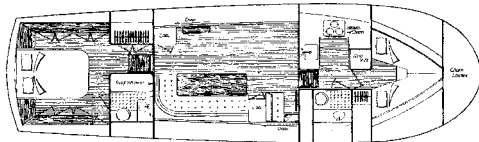

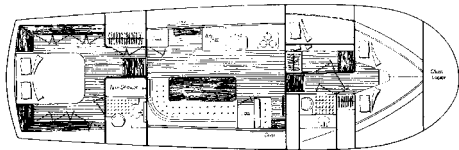


# Albin 43 Trawler

1979-90



Two Staterooms



Three Staterooms

A popular model for many years, the Albin 43 is a solid, well-built boat with distinctive lines, an attractive teak interior, and the full walkaround decks common to a trunk-cabin trawler design. The Albin is heavily built on a solid fiberglass semi-displacement hull with a deep forefoot, hard aft chines, and a long prop-protecting keel. Boasting a wide 14'6" beam, a two-stateroom interior was standard in the the Albin 43 and several three-stateroom layouts were optional. Entering the salon from port or starboard sliding doors, a convertible L-shaped sofa with folding table is starboard in the salon and a wet bar is located in the aft port corner. Large windows provide good visibility from the lower helm, and the bench seat at the helm has storage under. The galley is down in the two-stateroom configuration, up in the three-stateroom layout. There are V-berths in the forward stateroom and a walkaround queen berth in the aft stateroom. Teak parquet flooring is found throughout the interior. A single diesel was standard, but most Albin 43s were delivered with twin 120/135hp Lehman diesels (8 knots cruise/11 knots top). Cruising range is an impressive 650-700 miles.

## Specifications

Length Overall.....	42'6"	Headroom.....	6'5"
Length WL.....	37'11"	Fuel.....	500 gals.
Beam.....	14'6"	Water.....	300 gals.
Draft.....	4'1"	Waste.....	60 gals.
Weight.....	30,000#	Hull Type.....	Semi-Disp.